





Currency Outlook

Date:- 5-Dec-18

<p>USDINR Future 70.69 (0.08 %)</p> <p>7-USDINR.Rolling - 04/12/18 [Commdity and currency] [Log] F7Net BB_BollBand_Upper BollBand_Lower, Avg(CloseLine:E:5), Avg(CloseLine:E:20)</p> 	<p>On Balance Volume indicator is showing that Bears are booking profitsUSDINR. RSI is getting strong currently moving at 35.96. Which is below 9DEMA. Bollinger Band(BB) has started contracting. It is indicating decrease in the volatility in the direction of current trend and probable reversal in current trend. USDINR had close below lower band of BB and now it is trading between the BB. There are chances of Bullish reversal.</p> <p>USDINR is turning Bullish. It is creating an opportunity to generate new long position.</p>
<p>EURINR Future 80.83 (0.79 %)</p> <p>7-EURINR.Rolling - 04/12/18 [Commdity and currency] [Log] F7Net BB_BollBand_Upper BollBand_Lower, Avg(CloseLine:E:5), Avg(CloseLine:E:20)</p> 	<p>Volume is above 10DMA. On Balance Volume indicator is showing that Bears are booking profitsEURINR. RSI is getting strong currently moving at 38.18. Which is below 9DEMA. Bollinger Band(BB) has started contracting. It is indicating decrease in the volatility in the direction of current trend and probable reversal in current trend.</p> <p>EURINR is maintaining Bullish trend now. It is advisable to hold long position if any.</p>
<p>JPYINR Future 62.85 (0.76 %)</p> <p>7-JPYINR.Rolling - 04/12/18 [Commdity and currency] [Log] F7Net BB_BollBand_Upper BollBand_Lower, Avg(CloseLine:E:5), Avg(CloseLine:E:20)</p> 	<p>Volume is above 10DMA. On Balance Volume indicator is showing that Bears are booking profitsJPYINR. RSI is getting strong currently moving at 40.98. Which is below 9DEMA. Momentum Indicator is showing negative momentum in coming few trading session. Which is below 9DEMA. Bollinger Band(BB) has started contracting. It is indicating decrease in the volatility in the direction of current trend and probable reversal in current trend. JPYINR had close below lower band of BB and now it is trading between the BB. There are chances of Bullish reversal.</p> <p>JPYINR is turning Bullish. It is creating an opportunity to generate new long position.</p>
<p>GBPINR Future 90.78 (0.93 %)</p> <p>7-GBPINR.Rolling - 04/12/18 [Commdity and currency] [Log] F7Net BB_BollBand_Upper BollBand_Lower, Avg(CloseLine:E:5), Avg(CloseLine:E:20)</p> 	<p>Volume is above 10DMA. On Balance Volume indicator is showing that Bears are booking profitsGBPINR. RSI is getting strong currently moving at 36.09. Which is below 9DEMA. Momentum Indicator is showing negative momentum in coming few trading session. Which is below 9DEMA. Bollinger Band(BB) has started expanding. It is indicating increase in the volatility in the direction of current trend. GBPINR had close below lower band of BB and now it is trading between the BB. There are chances of Bullish reversal.</p> <p>GBPINR is turning Bullish. It is creating an opportunity to generate new long position.</p>



Pivot Table							
Scripname	S3	S2	S1	Pivot	R1	R2	R3
EURINR	79.51	80.13	80.48	80.75	81.10	81.37	81.99
GBPINR	88.49	89.53	90.15	90.57	91.19	91.61	92.65
JPYINR	61.43	62.08	62.47	62.73	63.12	63.38	64.03
USDINR	69.96	70.33	70.51	70.70	70.88	71.07	71.44

Report generated by Research Team Grovalue financial services Ltd
Mr. Vishal Wagh (Senior Research Analyst)
****For Disclaimer please visit www.grovalue.in
For queries one can mail at research@grovalue.in, For contact 022-62166666