Market Selfie

13 Aug 2018

Important Upcoming Events

Domestic Events

11/08	Foreign Exchange Reserves 4/AUG
13/08	Industrial Production YoY JUN
13/08	Manufacturing Production YoY JUN
14/08	WPI Food YoY JUL
14/08	WPI Fuel YoY JUL

Global Event & Data

14/08	Industrial Production (YoY) (Jul)- CNY
14/08	German GDP (QoQ) (Q2)- EUR
14/08	Average Earnings Index +Bonus (Jun)- GI
14/08	Claimant Count Change (Jul)- GBP
14/08	German ZEW Economic Sentiment (Aug)-
15/08	CPI (YoY) (Jul)- GBP
15/08	Core Retail Sales (MoM) (Jul)- USD
15/08	Retail Sales (MoM) (Jul)- USD

Major Quarterly Results

11/08	AMARAJABAT
11/08	BALKRISIND
11/08	COALINDIA
11/08	DALMIABHA
11/08	GODFRYPHLP
11/08	INDIACEM
11/08	IOC
11/08	MRPL
11/08	NBCC
11/08	ADVENZYMES
11/08	FINPIPE

Corporate Action

13/08	LTTS	AGM/Div.
13/08	HOTELEELA	AGM
14/08	LIBERTSHOE	AGM
14/08	PANAMAPET	AGM/Div.
14/08	MARUTI	Div.
14/08	LT	AGM/Div.
14/08	MUNJALAU	AGM/Div.
14/08	TRIDENT	Int. Div.
14/08	ASHIANA	AGM/Div.
14/08	IFGLEXPOR	AGM/Div.

Securities In Ban Period

13/08	ADANIENT, ADANIPOWER, JETAIRWAYS, PNB

FII & DII ACTION(In CR)

	FII	DII	Total
02/08	(640)	(340)	(980)
03/08	(6)	87	81
06/08	249	219	467
07/08	315	(320)	(5)
08/08	569	30	599
09/08	371	(85)	285
10/08	(511)	458	(53)

Derivative total Action(in lakhs)

Nifty F	3400	Option	Call	Put
% CHG	2.06	T OI	11 254	6 887
TOI	299.0	CHG %	592.8	142.4
CHG OI	2.3	T PRE	4959	1114
% CHG	0.8	C PRE	(537)	(103)
Rolls	5.24	% C P	(10.8)	(9.2)
Remarks	Long Built-up			

Quote of the day

"Far more money has been lost by investors preparing for corrections, or trying to anticipate corrections, then has been lost in corrections themselves." –

Peter Lynch

Resistance	11466	Support	11292

Nifty 50 is in consolidation zone. Further weakness in index value and indicator value will lead to deeper correction in Index and vice versa.

Resistance	28306	Support	28015

NiftyBank is in consolidation zone. Further weakness in index value and indicator value will lead to deeper correction in Index and vice versa.

Heatmap Day|last 5 Days

ACC		APORT		AMBUJA		ASIAN		AURO	
(1.62)	1.75	0.34	(5.07)	(2.02)	0.71	0.09	0.48	1.87	(1.97)
AXIS		**BAUTO**		**BOB**		**BARTIART**		**BOSCHLTD**	
(0.89)	7.09	(1.09)	(2.26)	(4.17)	(0.87)	0.75	(1.26)	1.50	1.55
BPCL		**CIPLA**		**COALINDIA**		**DRRE**		**EICHMO**	
3.25	0.16	0.31	(3.12)	(1.54)	(1.24)	(1.05)	(2.93)	5.68	7.42
GAIL		**GRASIM**		**HCLTECH**		**HDFC**		**HDFCBANK**	
(3.36)	(6.50)	(2.61)	(3.46)	0.98	0.24	0.22	(0.16)	(0.19)	(0.34)
HERO		**HINDALCO**		**HUL**		**IBULHSGFIN**		**ICICI**	
1.16	2.12	(2.09)	5.25	(0.09)	(0.58)	(1.82)	(3.82)	(1.32)	7.74
INDUSINDBK		**INFRATEL**		**INFY**		**IOC**		**ITC**	
(0.28)	(1.80)	(1.14)	(0.07)	0.40	1.57	0.57	(1.31)	0.76	0.28
KOTAK		**LT**		**LUPIN**		**M&M**		**MARUTI**	
0.65	(1.83)	(1.56)	(1.97)	(1.63)	(8.64)	1.37	2.75	0.02	(0.42)
NTPC		**ONGC**		**PGRID**		**RIL**		**SBIN**	
(0.72)	1.98	0.21	1.47	(1.06)	0.18	(1.13)	2.32	(4.08)	1.74
SUNPHA		**TATAMO**		**TATAPOWER**		**TATASTEL**		**TCS**	
(3.05)	(5.44)	(3.01)	(3.23)	(0.79)	(4.15)	(1.58)	4.01	0.95	0.69
TECHM		**HDFCBANK**		**HERO**		**HDFCBANK**		**HERO**	
(0.04)	(2.53)	(0.19)	(0.34)	1.16	2.12	(0.19)	(0.34)	1.16	2.12

Name	Close	Change	% Chg
Major Index			
Nifty	11429.5	(41.20)	(0.36)
SENSEX	37869.2	(155.14)	(0.41)
Dow	25313.2	(195.89)	(0.77)
S&P	2833.3	(20.30)	(0.72)
FTSE	7667.0	(74.76)	(0.98)
DAX	12424.4	(251.76)	(2.03)
CAC	4512.0	22.00	0.49
Major Commodities & Currency			
Gold	29783	115.00	0.39
Crudeoil	4674	72.00	1.54
Copper	420	(1.55)	(0.37)
USDINR	69.08	0.30	0.43
USDEUR	0.88	0.01	1.14
USDJPY	110.81	(0.18)	(0.16)

Sectorial Changes

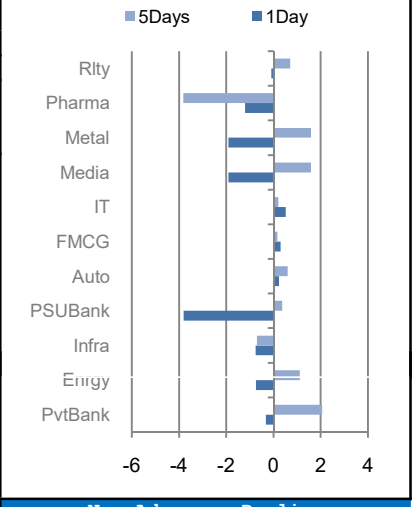

Nse Adavance Decline

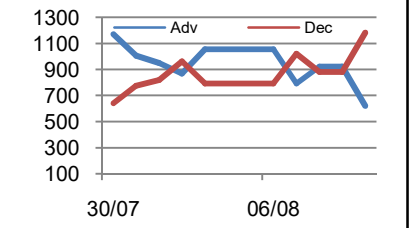

Nifty PB and PE

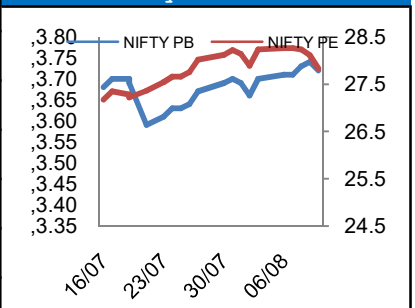

Participant wise Net OI (no. of '000 contracts)

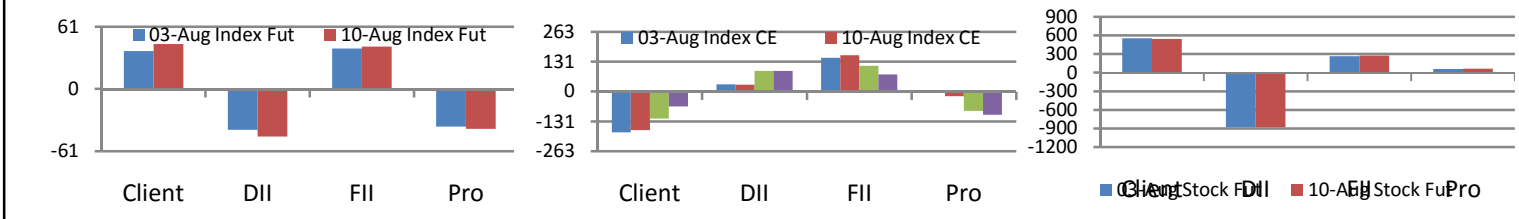

For general disclaimer visit link http://www.grovalue.in/disclaimer/ Contact No- 022-62166610, Email Id-research@grovalue.in