

Important Upcoming Events

Domestic Events	
19/05	Foreign Exchange Reserves 12/MAY
26/05	Foreign Exchange Reserves 26/MAY
26/05	Deposit Growth YoY 12/MAY
26/05	Bank Loan Growth YoY 12/MAY
31/05	Infrastructure Output YoY APR

Global Event & Data

18/05	AUD-Employment Change (Apr)
18/05	GBP-Core Retail Sales (Apr)
18/05	Philadelphia Fed Manufacturing Ind
18/05	Philly Fed Employment
19/05	EUR-German PPI (Apr)
19/05	GBP-CBI Industrial Trends Orders
22/05	RUB-Unemployment Rate (Apr)
23/05	EUR-German GDP (Q1)

Major Quarterly Results

18/05	ABIRLANUVO
18/05	BAJAJ-AUTO
18/05	BANKBARODA
18/05	CESC
18/05	CUMMINSIND
18/05	MUTHOOTFIN
18/05	PIDILITIND
18/05	STAR
19/05	IFCI
19/05	MOTHERSUMI
19/05	SBIN
19/05	TATAPOWER
19/05	VGUARD
22/05	GAIL
22/05	GODREJIND
23/05	JINDALSTEL

Corporate Action

19/05	NESTLE	AGM&Div
22/05	CASTROLIND	AGM&Div
24/05	HCLTECH	BUYBACK& DIV
24/05	DCBBANK	AGM&Div
25/05	TRIDENT	AGM&Div

Securities In Ban Period

19/05	BHARATFIN, CANBK, CAPF, CEAT, CESC, HDIL, ICIL, IDBI, IFCI, INFIBEAM, JINDALST, JISLJALEQS, JPA, JSWENERGY, ORIENTBANK, TV18BRDCST
-------	--

FII & DII ACTION(In CR)

	FII	DII	Total
10/05	893	(230)	664
11/05	1307	(1037)	270
12/05	842	(711)	131
15/05	235	(66)	170
16/05	858	(402)	456
17/05	(731)	615	(117)
18/05	(361)	898	537

Derivative total Action(in lakhs)

	Nifty F	Option	42880	1690.8
% CHG	19.32	T OI	9,065	4,839
TOI	226.5	CHG %	561.1	(24.8)
CHG OI	(19.3)	T PRE	1893.1	203.6
% CHG	(8.5)	C PRE	(279.9)	55.2
Rolls	11.49	% C P	(14.8)	27.1
Remarks	Short			
	Recovery			

Today's Quote

Be quick in cutting your losses but not profits.

: Abhishek Shukla



Resistance 9473 Support 9402

Nifty 50 is turning Bearish. It is creating an opportunity to generate new short position into index components.



Resistance 22802 Support 22627

NiftyBank is turning Bearish. It is creating an opportunity to generate new short position into index components.

Heatmap Day/last 5 Days

ACC	APORT	AMBUJA	ASIAN	AURO
(1.40)	(1.12)	(0.19)	(3.37)	(2.25)
(3.11)	(0.31)	(1.29)	(1.04)	(3.61)
AXIS	BAUTO	BOB	BARTIART	BOSCHLTD
(2.15)	(4.82)	(2.19)	(0.85)	(2.24)
(0.24)	(1.38)	1.30	(3.83)	(0.87)
BPCL	CIPLA	COALINDIA	DRRE	EICHMO
(1.73)	(2.16)	(0.40)	(0.33)	0.04
0.82	(2.12)	3.27	(2.53)	(3.77)
GAIL	GRASIM	HCLTECH	HDFC	HDFCBANK
(0.87)	(0.87)	(3.46)	(2.33)	(0.60)
1.16	(1.00)	(1.80)	(0.00)	0.69
HERO	HINDALCO	HUL	IBULHSGFIN	ICICI
(1.48)	3.76	(2.44)	0.18	(1.90)
1.17	(2.61)	(1.44)	(0.58)	2.58
INDUSINDBK	INFRATEL	INFY	IOC	ITC
(1.32)	(1.38)	(2.82)	0.16	0.94
1.87	(0.98)	1.82	(1.33)	0.45
KOTAK	LT	LUPIN	M&M	MARUTI
(0.88)	0.65	(1.87)	(0.82)	0.51
3.66	(1.88)	(1.69)	(1.83)	1.01
NTPC	ONGC	PGRID	RIL	SBIN
(0.69)	(1.53)	(1.95)	(1.47)	(0.26)
0.02	(1.90)	(2.37)	(1.53)	1.63
SUNPHA	TATAMO	TATAPOWER	TATASTEL	TCS
0.47	0.85	(2.48)	2.46	(1.87)
1.39	(1.55)	10.22	3.29	7.95
TECHM	HDFCBANK	HERO	HDFCBANK	HERO
(1.98)	(2.86)	(0.00)	0.69	(1.48)
3.76	(0.00)	0.69	(1.48)	3.76

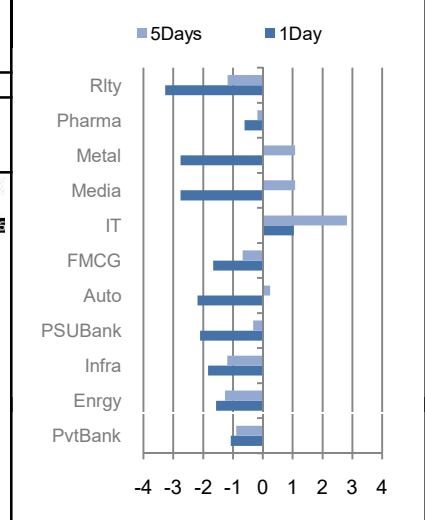
Name Close Change % Chg

Major Index			
Nifty	9429.5	(96.30)	(1.02)
SENSEX	30434.8	(223.98)	(0.74)
Dow	20663.0	56.09	0.27
S&P	2365.7	8.69	0.37
FTSE	7436.4	(67.05)	(0.90)
DAX	12590.1	(41.55)	(0.33)
CAC	4102.0	33.00	0.80

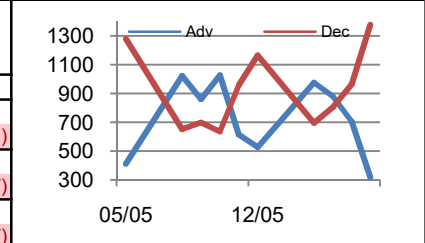
Major Commodities & Currency

Gold	28705	86.00	0.30
Crudeoil	3203	47.00	1.47
Copper	365	1.40	0.38
USDINR	64.82	0.59	0.91
USDEUR	0.90	0.00	0.00
USDJPY	111.48	0.52	0.47

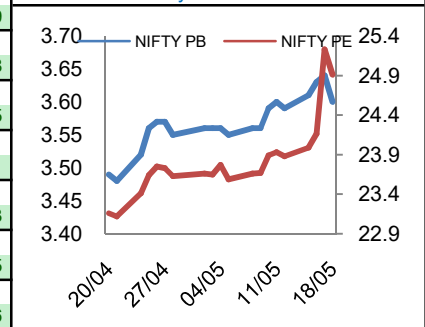
Sectorial Changes



Nse Advance Decline



Nifty PB and PE



Participant wise Net OI (no. of '000 contracts)

