

Important Upcoming Events

Domestic Events	
19/05	Foreign Exchange Reserves 12/MAY
26/05	Foreign Exchange Reserves 26/MAY
26/05	Deposit Growth YoY 12/MAY
26/05	Bank Loan Growth YoY 12/MAY
31/05	Infrastructure Output YoY APR

Global Event & Data

18/05	AUD-Employment Change (Apr)
18/05	GBP-Core Retail Sales (Apr)
18/05	Philadelphia Fed Manufacturing Index
18/05	Philly Fed Employment
19/05	EUR-German PPI (Apr)
19/05	GBP-CBI Industrial Trends Orders (M)
22/05	RUB-Unemployment Rate (Apr)
23/05	EUR-German GDP (Q1)

Major Quarterly Results

18/05	ABIRLANUVO
18/05	BAJAJ-AUTO
18/05	BANKBARODA
18/05	CESC
18/05	CUMMINSIND
18/05	MUTHOOTFIN
18/05	PIDILITIND
18/05	STAR
19/05	IFCI
19/05	MOTHERSUMI
19/05	SBIN
19/05	TATAPOWER
19/05	VGUARD
22/05	GAIL
22/05	GODREJIND
23/05	JINDALSTEL

Corporate Action

19/05	NESTLE	AGM&Div
22/05	CASTROLIND	AGM&Div
24/05	HCLTECH	BUYBACK& DIV
24/05	DCBBANK	AGM&Div
25/05	TRIDENT	AGM&Div

Securities In Ban Period

18/05	CANBK, CAPF, HDIL, ICIL, IFCI, INFIBEAM, JINDALSTEL, JISLJALEQS, JSWENERGY, ORIENTBANK, UJJIVAN
-------	---

FII & DII ACTION(In CR)

	FII	DII	Total
09/05	333	17	350
10/05	893	(230)	664
11/05	1307	(1037)	270
12/05	842	(711)	131
15/05	235	(66)	170
16/05	858	(402)	456
17/05	(731)	615	(117)

Derivative total Action(in lakhs)

Nifty F	9534	Option	42880	1733.1
% CHG	20.50	T OI	8,505	4,864
TOI	245.8	CHG %	175.2	136.0
CHG OI	6.7	T PRE	2173.0	199.7
% CHG	2.7	C PRE	(176.0)	3.9
Rolls	9.51	% C P	(8.1)	2.0

Remarks Long Built-up

	Client	DII	FII	Pro
11-May Index Fut	-10	-10	60	60
17-May Index Fut	-10	-10	60	60

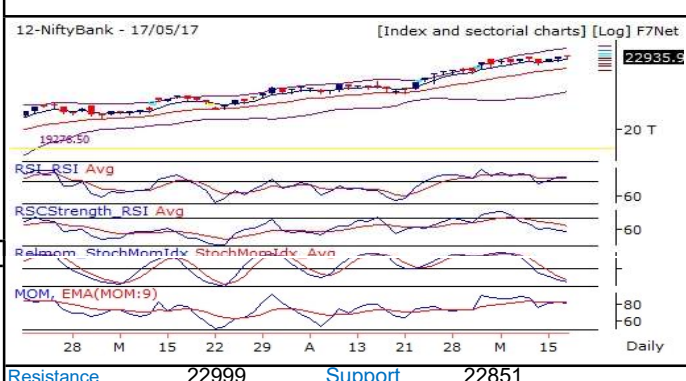
Today's Quote

Be quick in cutting your losses but not profits.

: Abhishek Shukla



Nifty 50 is in consolidation zone. Further weakness in index value and indicator value will lead to deeper correction in Index and vice versa.



NiftyBank is in consolidation zone. Further weakness in index value and indicator value will lead to deeper correction in Index and vice versa.

Heatmap Day/last 5 Days

ACC	APORT	AMBUJA	ASIAN	AURO
(2.06)	0.22	(1.68)	(0.95)	(1.02)
(0.65)	1.06	(0.29)	(1.16)	(1.87)
AXIS	BAUTO	BOB	BARTIART	BOSCHLTD
0.26	(4.47)	0.52	4.64	(0.93)
3.34	0.43	0.86	(1.97)	4.21
BPCL	CIPLA	COALINDIA	DRRE	EICHMO
(0.80)	(0.11)	(0.57)	0.23	0.14
(0.79)	0.47	5.15	(0.92)	4.39
GAIL	GRASIM	HCLTECH	HDFC	HDFCBANK
(0.75)	(2.20)	0.36	0.38	0.46
1.18	(0.90)	(1.24)	(0.16)	0.34
HERO	HINDALCO	HUL	IBULHSGFIN	ICICI
0.73	9.69	1.20	6.28	0.90
1.31	2.74	(0.08)	2.35	3.72
INDUSINDBK	INFRADEL	INFY	IOC	ITC
(0.80)	(0.45)	3.55	6.34	(0.23)
0.97	(0.53)	0.63	(0.64)	2.81
KOTAK	LT	LUPIN	M&M	MARUTI
(0.90)	2.54	0.85	0.93	0.49
3.21	0.91	0.17	0.06	3.27
NTPC	ONGC	PGRID	RIL	SBIN
(0.66)	(2.03)	(0.35)	(1.84)	0.68
(0.81)	(0.24)	(0.44)	0.05	4.48
SUNPHA	TATAMA	TATAPOWER	TATASTEL	TCS
(0.22)	1.26	2.71	3.89	1.79
4.66	8.18	12.90	1.08	5.27
TECHM	HDFCBANK	HERO	HDFCBANK	HERO
(2.91)	0.10	(0.16)	0.34	0.73
9.69	(0.16)	0.34	0.73	9.69

Participant wise Net OI (no. of '000 contracts)

	Client	DII	FII	Pro
11-May Index CE	10	10	60	60
17-May Index CE	10	10	60	60
11-May Index PE	-10	-10	-60	-60
17-May Index PE	-10	-10	-60	-60

Name Close Change % Chg

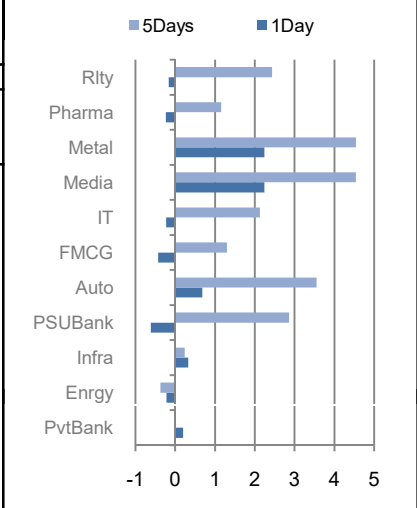
Major Index

Nifty	9525.8	13.50	0.14
SENSEX	30658.8	76.17	0.25
Dow	20606.9	(372.82)	(1.81)
S&P	2357.0	(43.64)	(1.85)
FTSE	7503.5	(18.56)	(0.25)
DAX	12631.6	(172.92)	(1.37)
CAC	4069.0	(199.00)	(4.89)

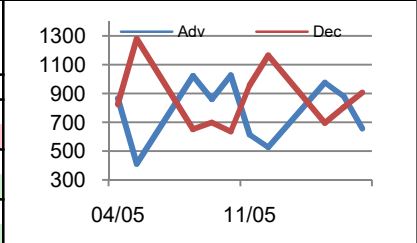
Major Commodities & Currency

Gold	28619	525.00	1.83
Crudeoil	3156	33.00	1.05
Copper	363	0.70	0.19
USDINR	64.23	0.29	0.45
USDEUR	0.90	0.00	0.00
USDJPY	110.96	(2.02)	(1.82)

Sectorial Changes



Use Advance Decline



Nifty PB and PE

