

Important Upcoming Events

Domestic Events	
02/05	Nikkei Markit Manufacturing PMI
02/05	Federal Fiscal Deficit
02/05	Infrastructure Output
04/05	Nikkei Service PMI
05/05	FX Reserves

Global Event & Data

02/05	RBA Interest rate decision
02/05	RBA rate statement
02/05	German Manufacturing PMI
02/05	GBP Manufacturing PMI
03/05	NZD Employment change
03/05	GBP Construction PMI
03/05	Crude Oil Inventories
03/05	FED Rate Decision

Major Quarterly Results

02/05	RBL BANK
02/05	MARICO LTD
02/05	JMFINANCIAL
02/05	TCI FINANCE
02/05	INOX LEISURE
02/05	SHREERAMCIT
02/05	COMPINFO
02/05	DEEPIIND
03/05	ICICIBANK
02/05	IGPL
02/05	EVERESTIND
02/05	DHFL
02/05	ATFL
02/05	APLLTD
03/05	AJANTAPHARMA
03/05	ZANDUREALTY

Corporate Action

02/05	TTK Prestige Ltd	Interim Div
03/05	CRISIL	Interim Div
03/05	ITDCM	AGM
04/05	BEARSELL	Bonus Issue

Securities In Ban Period

02/05	ADANIANT, BHARATFIN, JSWENERGY
-------	--------------------------------

FII & DII ACTION(In CR)

	FII	DII	Total
20/04	(168)	9	(159)
21/04	(978)	1132	154
24/04	(280)	984	705
25/04	179	998	1177
26/04	(693)	1011	319
27/04	(182)	233	52
28/04	(1151)	1684	534

Derivative total Action(in lakhs)

Nifty F	9331	Option	Call	Put
% CHG	(0.16)	TOI	4,796	2,782
TOI	11.7	CHG %	1759.0	776.1
CHG OI	0.8	T PRE	2004	196.2
% CHG	6.5	CHG PRI	679	115.5
Rolls	0.48	% CHG F	34	58.9

Participant wise Net OI (no. of '000 contracts)

	Client	DII	FII	Pro
24-Apr Index Fut	-61	123	184	0
28-Apr Index Fut	-123	61	0	184
24-Apr Index CE	-131	263	394	0
28-Apr Index CE	-263	131	0	394
24-Apr Index PE	-131	263	394	0
28-Apr Index PE	-263	131	0	394
24-Apr Stock Fut	-300	600	900	0
28-Apr Stock Fut	-600	300	0	900

Today's Quote

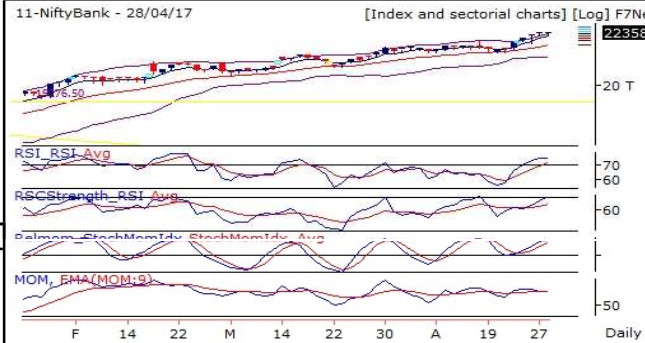
Be quick in cutting your losses but not profits.

: Abhishek Shukla



Resistance 9337 Support 9276

Nifty 50 is turning Bearish. It is creating an opportunity to generate new short position into index components.



Resistance 22232 Support 22433

NiftyBank is in consolidation zone. Further weakness in index value and indicator value will lead to deeper correction in Index and vice versa.

Heatmap Day|last 5 Days

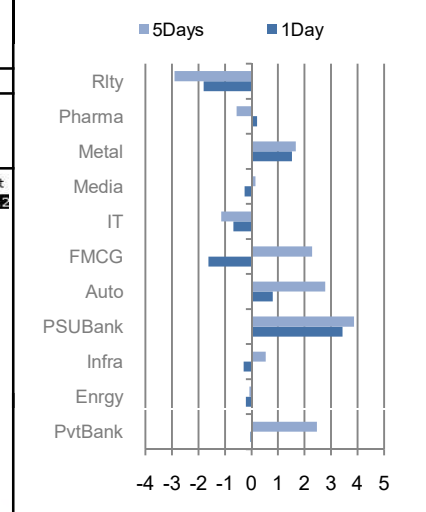
ACC	ADANIPTS	AMBUJA	ASIANPAINT	AURO
(0.58)	1.22	1.61	(1.00)	(1.44)
(0.32)	1.37	4.72	(0.05)	(3.28)
AXISBANK	BAJAJ-AUTO	BOB	BHARTIARTL	BOSCHLTD
0.60	2.21	(0.07)	3.39	4.84
(0.67)	3.15	2.08	2.27	
BPCL	CIPLA	COALINDIA	DRREDDY	EICHERMOT
(2.28)	0.62	(0.76)	0.07	0.91
(0.18)	0.10	(0.52)	0.36	(0.10)
GAIL	GRASIM	HCLTECH	HDFC	HDFCBANK
1.33	2.73	0.25	(2.12)	0.54
(0.66)	(1.87)	0.42	(1.41)	0.88
HEROMOTO	HINDALCO	HUL	IBULHSGFIN	INDUSIND
0.54	3.56	2.31	4.48	(1.30)
3.36	1.25	1.05	1.59	3.67
INDUSIND	INFRADEL	INFY	IOC	KOTAKBK
(1.75)	0.80	(3.30)	(0.99)	(0.68)
(0.82)	(0.73)	4.30	(2.73)	0.45
KOTAKBK	LT	LUPIN	M&M	NTPC
(1.60)	0.69	(0.96)	0.99	0.16
(1.70)	(0.12)	5.61	2.37	3.27
NTPC	ONGC	PGRID	RELIANCE	SUNPHA
0.24	(1.23)	4.16	2.81	0.12
1.54	(1.01)	(1.57)	2.73	1.29
SUNPHA	TATAMOTO	TATAPOW	TATASTEEL	TCS
0.78	(0.14)	0.78	3.39	(0.41)
(1.98)	0.76	(0.32)	(1.28)	(2.36)
TECHM	ULTRAC	WIPRO	YES	ZEEL
(1.88)	(2.87)	0.28	2.59	(0.36)
0.55	(0.74)	4.89	(0.73)	0.44

Name Close Change % Chg

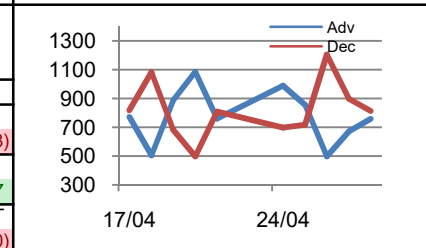
Major Index			
Nifty	9304.1	(38.10)	(0.41)
SENSEX	29918.4	(111.34)	(0.37)
Dow	20940.5	(40.82)	(0.19)
S&P	2384.2	(4.57)	(0.19)
FTSE	7203.9	(33.23)	(0.46)
DAX	12438.0	(5.78)	(0.05)
CAC	4275.0	(33.00)	(0.77)

Major Commodities & Currency			
Gold	28873	104.00	0.36
Crudeoil	3174	27.00	0.85
Copper	368	2.25	0.61
USDINR	64.23	0.14	0.22
USDEUR	0.92	0.00	0.00
USDJPY	111.42	0.29	0.26

Sectorial Changes



NSE Advance Decline



Nifty PE and PCR

