

Important Upcoming Events

Domestic Events	
14/04	WPI Inflation YoY
14/04	Foreign Reserves
14/04	Deposit Growth(YoY)
14/04	Bank Loan Growth
31/03	Balance of Trade
21/04	Nikkei Manufacturing PMI MAR
05/04	Foreign Reserves

Global Event & Data	
16/04	GDP CNY YoY (Q1)
16/04	Industrial Production CNY
18/04	Building Permits (USD)
18/04	Industrial Production (USD)
19/04	CPI (YoY) (Eurozone)
20/04	Fed Manufacturing Index (USD)
21/04	French Manufacturing PMI
21/04	German Manufacturing PMI
21/04	Retail Sales (GBP)
21/04	Core CPI (CAD)
21/04	Existing Home Sales
22/04	OPEC Meeting

Major Quarterly Results	
11/04	GOACARBON
13/04	INFY
13/04	RELIANCE POWER
14/04	DCB BANK
14/04	RIL

Corporate Action		
11/04	VEDL	Interim Div
11/04	INDIANIPON	Interim Div
12/04	FAGBEARING	Dividend
12/04	KSBPUMPS	AGM
19/04	OFSS	Interim Div
19/04	MAHINDCIE	AGM
20/04	FOSECOIND	Dividend
25/04	SANOFI	AGM
26/04	RAIN	AGM

Securities In Ban Period	
07/04	INFIBEAM,IBREALEST, BHARATFIN,JINDALSTEL,UJJIVAN

FII & DII ACTION(In CR)			
	FII	DII	Total
28/03	6415	356	6772
29/03	461	1283	1744
30/03	68	1702	1770
31/03	(296)	1499	1203
03/04	534	33	568
05/04	340	(194)	146
06/04	143	(206)	(63)
07/04	(262)	415	153
10/04	(1716)	202	(1515)

Derivative total Action(in lakhs)				
Nifty F	Option	Call	Put	
9209				
% CHG	(0.02)	T OI	8,124	4,256
TOI	232.4	CHG %	476.4	239.9
CHG OI	(3.7)	T PRE	1871	413.2
% CHG	(1.6)	CHG PRI	(27)	(26.9)
Rolls	10.99	% CHG F	(1.4)	(6.5)
Remarks	Long			
	Unwind			

Today's Quote

" Great investment opportunities come around when excellent companies are surrounded by unusual circumstances that cause the stock to be misappraised."

-: Warren Buffett



Nifty 50 is maintaining Bearish trend. It is advisable to hold short position if any.



NiftyBank is in consolidation zone. Further weakness in index value and indicator value will lead to deeper correction in Index and vice versa.

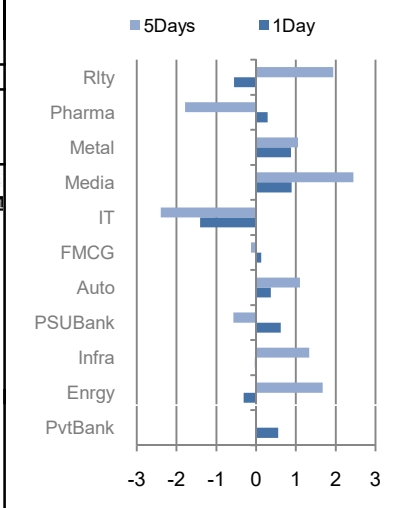
Heatmap Day last 5 Days										
	ACC	ADANIPTS	AMBUJA	ASIANPAINT	AURO					
	0.39	0.81	1.44	2.94	1.01	3.09	(2.19)	(2.81)	(0.47)	(4.10)
	AXISBANK	BAJAJ-AUTO	BOB	BHARTIARTL	BOSCHLTD					
	1.30	2.03	0.23	1.92	1.45	(0.75)	0.29	1.14	(0.42)	0.42
	BPCL	CIPLA	COALINDIA	DRREDDY	EICHERMOT					
	3.69	9.70	(0.06)	(0.51)	1.00	(2.80)	(0.96)	(3.96)	(0.89)	0.14
	GAIL	GRASIM	HCLTECH	HDFC	HDFCBANK					
	(0.47)	0.03	3.17	3.81	(1.91)	(3.83)	(1.16)	(4.31)	(0.33)	0.07
	HEROMOTO	HINDALCO	HUL	IBULHSGFIN	INDUSIND					
	(0.49)	(0.09)	0.80	0.75	0.16	0.58	(2.16)	(6.09)	0.11	(3.16)
	INDUSIND	INFRADEL	INFY	IOC	KOTAKBK					
	0.93	1.56	2.70	8.33	(2.87)	(5.49)	3.50	7.90	0.33	(2.84)
	KOTAKBK	LT	LUPIN	M&M	NTPC					
	0.49	0.16	(0.68)	0.79	0.38	(1.34)	0.41	(0.44)	0.15	3.24
	NTPC	ONGC	PGRID	RELIANCE	SUNPHA					
	(0.89)	1.28	0.03	0.35	0.15	(0.46)	(1.80)	0.49	(0.03)	(1.30)
	SUNPHA	TATAMOTO	TATAPOW	TATASTEEL	TCS					
	0.27	(3.56)	1.41	0.96	(0.51)	(2.41)	0.44	1.96	(0.28)	0.44
	TECHM	ULTRAC	WIPRO	YES	ZEEL					
	(0.03)	(2.22)	(0.54)	0.80	(1.47)	(0.53)	2.77	3.95	1.07	4.71

Name Close Change % Chg

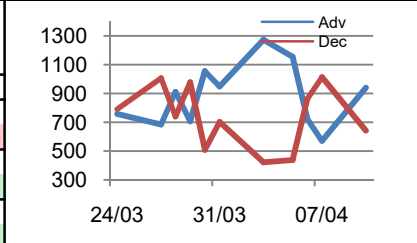
Major Index			
Nifty	9181.5	(16.85)	(0.18)
SENSEX	29575.7	(130.87)	(0.44)
Dow	20658.0	1.92	0.01
S&P	2357.2	1.62	0.07
FTSE	7348.9	(0.43)	(0.01)
DAX	12200.5	(24.54)	(0.20)
CAC	4205.0	(26.00)	(0.62)

Major Commodities & Currency			
Gold	28739	55.00	0.19
Crudeoil	3424	65.00	1.90
Copper	373	(3.50)	(0.94)
USDINR	64.57	0.28	0.43
USDEUR	0.94	0.00	0.00
USDJPY	110.87	(0.40)	(0.36)

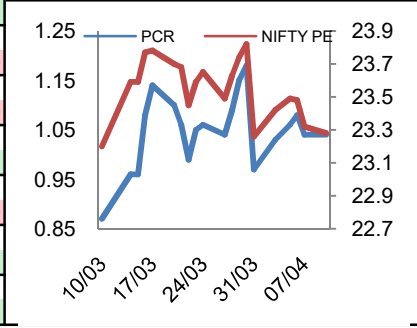
Sectorial Changes



NSE Advance Decline



Nifty PE and PCR



Participant wise Net OI (no. of '000 contracts)

