

### Important Upcoming Events

Domestic Events	
31/03	Foreign reserves 17/3
31/03	Government Budget Value
31/03	Deposit Growth(YoY)
31/03	Bank Loan Growth
31/03	Infrastructure Output
03/04	Nikkei Manufacturing PMI MAR
06/04	RBI Interest Rate Decision

### Global Event & Data

03/03	German Manufacturing PMI
03/03	British Manufacturing PMI
03/03	US ISM Manufacturing PMI (MAR)
04/04	Holiday HongKong ChingMing Festi
04/04	Holiday China-Tomb Sweeping day
04/04	Australia RBA Rate Statement
04/04	British Construction PMI (Mar)
05/04	British Services PMI (MAR)
05/04	US ADP Nonfarm Employment Change (MAR)
05/04	US ISM Non-Manufacturing PMI
05/04	US crudeoil Inventories
05/04	FOMC Meeting Minutes

### Major Quarterly Results

24/03	RECLTD
06/04	GMBREW
06/04	PRIMESECU
11/04	GOACARBON
13/04	INFY

### Corporate Action

31/03	Hexaware	AGM
31/03	Infratel	Interim Div
03/04	OIL	Buyback
05/04	Concor	Bonus 1:4
06/04	Colpal	Interim Div
06/04	Skfndia	Buyback
07/04	VSSL	Right issue
07/04	Mindtree	Interim Div
07/04	VBL	AGM

### INFIBEAM

### FII & DII ACTION(In CR)

	FII	DII	Total
22/03	357	(780)	(423)
23/03	1094	(591)	504
24/03	543	117	660
27/03	578	(594)	(17)
28/03	6415	356	6772
29/03	461	1283	1744
30/03	68	1702	1770
31/03	(296)	1499	1203
03/04	534	33	568

### Derivative total Action(in lakhs)

Nifty F	Option	Call	Put
9263			
% CHG	0.71	5,622	3,061
TOI	251.4	1011.4	435.2
CHG OI	(12.1)	2115	392.3
% CHG	(4.8)	30	(66.9)
Rolls	11.03	1.4	(17.1)
Remarks	Short		
	Recover		

### Today's Quote

"Great investment opportunities come around when excellent companies are surrounded by unusual circumstances that cause the stock to be misappraised."

-: Warren Buffett



Resistance 9278 Support 9172

Nifty 50 is maintaining Bullish trend now. It is advisable to hold long position in index components if any.

### 7-NiftyBank - 03/04/17



Resistance 21664 Support 21350

NiftyBank is in consolidation zone. Further weakness in index value and indicator value will lead to deeper correction in Index and vice versa.

### Heatmap Day|last 5 Days

ACC	ADANI	PORTS	AMBUJA	ASIANPAINT	AURO
1.10	3.16	0.74	6.62	0.38	4.03
1.52	3.03	1.15	0.58		
2.00	(0.44)	(0.78)	(1.46)	(0.32)	(0.86)
0.31	(0.51)	(1.53)			
(1.76)	(1.17)	(0.05)	(0.25)	0.80	1.60
4.26	4.05	(0.17)	2.59		
2.07	2.65	0.15	(1.42)	(0.97)	0.74
2.10	1.96	(0.65)	0.92		
(0.61)	(3.75)	(0.74)	2.11	0.98	1.94
(0.19)	3.49	3.56	3.50		
(1.52)	(0.06)	1.12	3.42	(1.32)	(2.55)
(1.52)	3.28	0.45	0.37		
0.43	1.92	5.47	7.56	(0.73)	(1.45)
(0.03)	0.74	0.94	1.64		
(0.81)	(0.15)	0.43	(0.59)	(0.56)	(0.25)
4.07	10.35	(0.09)	3.92		
0.62	(0.89)	0.98	(0.42)	(1.27)	0.45
0.65	1.18	(0.83)	(0.75)		
(1.32)	(0.57)	1.05	0.99	(1.67)	(0.09)
(0.51)	0.26	(1.31)	(0.34)		

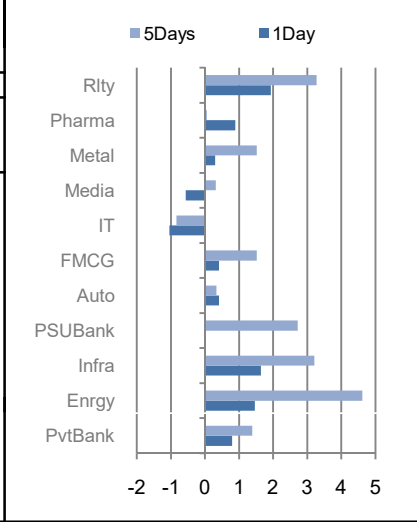
### Name Close Change % Chg

Major Index			
Nifty	9237.9	64.10	0.69
SENSEX	29910.2	289.72	0.97
Dow	20680.6	30.36	0.15
S&P	2360.2	1.32	0.06
FTSE	7318.0	35.26	0.48
DAX	12274.6	17.40	0.14
CAC	4316.0	10.00	0.23

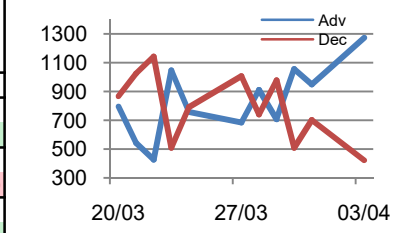
### Major Commodities & Currency

Gold	28862	160.00	0.55
Crudeoil	3325	48.00	1.44
Copper	377	2.00	0.53
USDINR	65.08	0.15	0.23
USDEUR	0.94	0.00	0.00
USDJPY	110.72	(0.20)	(0.18)

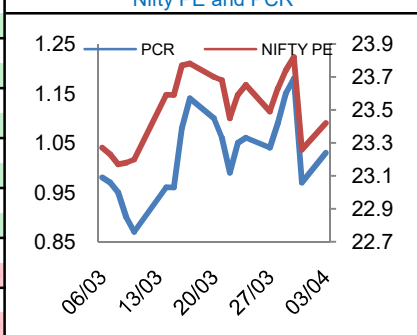
### Sectorial Changes



### NSE Advance Decline



### Nifty PE and PCR



### Participant wise Net OI (no. of '000 contracts)

