

Important Upcoming Events

Domestic Events	
17/03	Foreign Reserves 11/Mar
17/03	Deposit Growth YoY
17/03	Bank loan Growth 3/Mar
17/03	Current Account Q4
24/03	Foreign reserves
30/03	External Debt Q4
31/03	Foreign reserves 17/3

Global Event & Data

17/03	Europ Trade Balance(JAN)
17/03	US Industrial Production (FEB)
17/03	US Michigan Consumer Sentiment
20/03	German PPI
21/03	Britain CPI
22/03	Existing Home sales(FEB)
23/03	Britain Retail sales (FEB)
23/03	US New home sales
24/03	German Manufacturing PMI
27/03	German Business Climate
28/03	US CB Consumer Confidence

Major Quarterly Results

15/03	SGFL
24/03	RECLTD
06/04	PRIMESECU
11/04	GOACARBON
28/04	MAHLIFE

Corporate Action

17/03	SWANENERGY	General Meeting
14/03	SUNCLAYLTD	Interim Div
14/03	SHILPAMED	Divident
14/03	CRISIL	Divident
15/03	SUNTV	Interim Div
15/03	BEARDESELL	Interim Div
16/03	PNEUMATIC	Interim Div
16/03	ENGINERSIN	Interim Div
16/03	ASAHISONG	Interim Div

Securities in Ban period for

17/03	JETAIR, RCOM, BHARATFIN, JPA, RCAP, SINTEX, WOCK
-------	--

FII & DII ACTION(In CR)

	FII	DII	Total
06/03	564	(482)	82
07/03	920	(1074)	(153)
08/03	3573	(1735)	1838
09/03	488	11	499
10/03	412	(14)	398
14/03	4088	(1520)	2568
15/03	1141	127	1268
16/03	1360	(88)	1272
17/03	1532	(712)	821

Derivative total Action(in lakhs)

Nifty F	Option	Call	Put
9165			
% CHG	(0.12)		
TOI	8.2	11,179	5,672
CHG OI	317.10	597.4	239.1
% CHG	#####	1889	251.9
Rolls	6.77	CHG PRI (51)	14.3
Remarks	Short	% CHG F (2.7)	5.7
	Built-up		

Recommendation

BUY BANKBARODA FUTURE ABOVE 170 STOP 165 TARGET 182
 SELL DLF FUTURE BELOW 144 STOP 151 TARGET 134
 SELL INDUSBANK FUTURE BELOW 1382 STOP 1395 TAR 1370-1357



Resistance 9203 Support 9132

Nifty 50 is in consolidation zone. Further weakness in index value and indicator value will lead to deeper correction in Index and vice versa.

11-NiftyBank - 17/03/17



Resistance 21004 Support 21421

NiftyBank is in consolidation zone. Further weakness in index value and indicator value will lead to deeper correction in Index and vice versa.

Heatmap Day/last 5 Days

ACC	ADANIP	AMBUJAC	ASIAN	AUROPHA
(0.74)	0.82	(0.09)	8.90	(0.55)
2.20	(0.74)	4.78	(0.01)	5.37
AXIS	BAUTO	BOB	BARTIART	BHEL
0.68	0.24	(0.81)	1.67	(2.17)
3.71	(3.83)	(4.95)	(0.12)	6.67
BOSCHLTD	BPCL	CIPLA	COAL	DRRE
(0.56)	0.17	(0.87)	3.01	(0.68)
1.39	(0.92)	(8.55)	(0.56)	0.75
EICHMO	GAIL	GRASIM	HCLTECH	HDFC
0.72	5.72	(0.96)	(0.82)	(0.87)
4.24	1.21	2.29	0.07	5.63
HDFCB	HERO	HINDALCO	HUL	IDEA
0.60	1.84	(0.06)	1.06	(1.28)
4.58	(0.40)	3.12	(1.37)	3.71
IDEA	INDUS	INFRADEL	INFY	KOTAK
(4.29)	3.69	0.51	3.58	(0.26)
0.41	1.11	1.81	4.77	6.76
KOTAK	LT	LUPIN	M&M	NTPC
(0.37)	2.33	(1.18)	4.09	0.08
0.65	(1.29)	0.08	0.60	3.98
NTPC	ONGC	PGRID	RIL	SUNPHA
(0.81)	1.81	(0.94)	(0.84)	(0.56)
0.75	0.24	1.49	(1.84)	0.77
SUNPHA	TATAMO	TATAPOWER	TATASTEL	TCS
(0.46)	3.59	(0.93)	1.58	0.17
5.37	0.51	7.37	0.19	(0.65)
TECHM	ULTRAC	WIPRO	YES	ZEEL
0.65	1.78	(0.41)	4.86	0.74
3.53	(1.31)	1.79	(1.18)	0.86

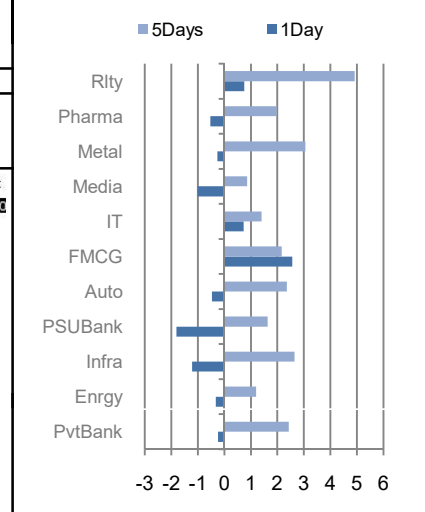
Name Close Change % Chg

Major Index			
Nifty	9153.7	68.90	0.75
SENSEX	29585.9	187.74	0.63
Dow	20934.6	(15.55)	(0.07)
S&P	2381.4	(3.88)	(0.16)
FTSE	7416.0	47.31	0.64
DAX	12083.2	73.31	0.61
CAC	4311.0	45.00	1.04

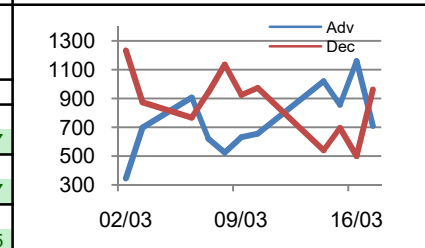
Major Commodities & Currency

Gold	28411	426.00	1.50
Crudeoil	3192	14.00	0.44
Copper	388	0.95	0.25
USDINR	65.38	(0.04)	(0.06)
USDEUR	0.93	(0.01)	(1.08)
USDJPY	113.39	(0.52)	(0.46)

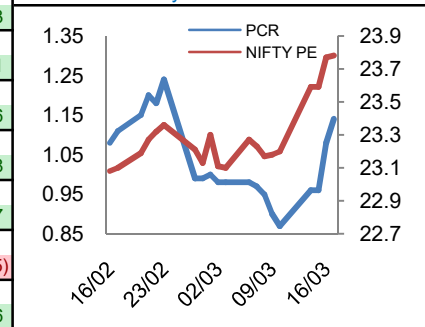
Sectorial Changes



NSE Advance Decline



Nifty PE and PCR



Participant wise Net OI (no. of '000 contracts)

