

### Important Upcoming Events

Domestic Events	
10/03	Foreign Reserves 3/Mar
10/03	Industrial Production 10/Mar
10/03	Manufacturing Production-YoY
13/03	Inflation Rate YoY
14/03	WPI Inflation
15/03	Balance of Trade
17/03	Foreign reserves

### Global Event & Data

06/03	Retail Sales-AUD(MoM)
06/03	RBA Interest Rate Decision-AUD
07/03	Ivey PMI-CAD
08/03	GDP-JPY(QoQ)
08/03	Trade Balance-CNY
09/03	CPI-CNY(YoY)
09/03	ECB Interest Rate Decision
10/03	Manufacturing Production-GBP
10/03	Unemployment Rate-USD
10/03	Employment Change-CAD
13/03	Industrial Production YoY-CNY
14/03	German ZEW Economic Sentiment
16/03	CPI-EUR(YoY)
16/03	BOE Interest rate Decision-GBP

### Major Quarterly Results

06/03	BRFL
13/03	SUNCLAYLTD
15/03	SGFL
06/04	PRIMESECU
11/04	GOACARBON

### Corporate Action

14/03	COALINDIA	Interim Div
14/03	EMAMILTD	Interim Div
14/03	DICIND	Divident
14/03	TVMOTOR	Interim Div
15/03	ABMINTLTD	Bonus 5:1
15/03	VGUARD	Bonus 2:5
16/03	AMBUJACEM	Divident
16/03	BEL	Split 1:10
16/03	CADILAHC	Interim Div

### Securities in Ban period for

10/03	JETAIRWAYS, JPASSOCIAT RCOM
-------	-----------------------------

### FII & DII ACTION(In CR)

	FII	DII	Total
27/02	(145)	264	119
28/02	1146	268	1414
01/03	(198)	254	56
02/03	123	(83)	40
03/03	1529	(737)	792
06/03	564	(482)	82
07/03	920	(1074)	(153)
08/03	3573	(1735)	1838
09/03	3573	(1735)	1838

### Derivative total Action(in lakhs)

Nifty F	Option	Call	Put
8955			
% CHG	0.03	10,269	4,763
TOI	281.7	499.8	178.4
CHG OI	15.63	1577	439.8
% CHG	5.55	40	9.7
Rolls	19.24	2.6	2.2
Remarks	Long		
	Built-up		

### Quote of day

**"The stock market is a discounter of all known information." - Kenneth Fisher**



Resistance 8970 Support 8877

Nifty 50 is in consolidation zone. Further weakness in index value and indicator value will lead to deeper correction in Index and vice versa.



Resistance 20878 Support 20525

NiftyBank is maintaining Bullish trend now. It is advisable to hold long position in index components if any.

### Heatmap Day/last 5 Days

ACC	ADANIP	AMBUJAC	ASIAN	AUROPHA
(0.76)	(0.46)	0.57	4.02	(0.20)
(0.27)	0.14	1.01	(0.26)	(1.55)
AXIS	BAUTO	BOB	BARTIART	BHEL
0.32	(0.21)	0.33	1.65	0.69
0.25	0.11	1.39	1.20	1.26
BOSCHLTD	BPCL	CIPLA	COAL	DRRE
(2.40)	0.97	1.08	2.07	(0.64)
(0.09)	0.81	0.48	0.19	(0.65)
EICHMO	GAIL	GRASIM	HCLTECH	HDFC
(1.01)	0.53	1.18	0.89	0.39
(1.46)	1.14	0.52	(0.17)	(0.42)
HDFCB	HERO	HINDALCO	HUL	IDEA
(0.43)	0.67	1.00	1.00	1.24
(3.02)	0.09	(0.58)	0.58	0.02
IDEA	INDUS	INFRADEL	INFY	KOTAK
2.26	(1.76)	0.26	2.43	0.05
0.71	1.19	(1.11)	0.04	1.03
KOTAK	LT	LUPIN	M&M	NTPC
(0.96)	0.93	0.68	1.09	0.53
(1.27)	1.28	(0.14)	0.42	0.01
NTPC	ONGC	PGRID	RIL	SUNPHA
0.19	0.83	1.79	1.74	(0.54)
1.94	1.06	3.69	(0.78)	1.04
SUNPHA	TATAMO	TATAPOWER	TATASTEL	TCS
(0.11)	(0.99)	1.03	1.65	1.10
1.34	2.02	(2.65)	(0.49)	0.23
TECHM	ULTRAC	WIPRO	YES	ZEEL
1.64	(0.74)	(0.44)	(0.39)	0.01
0.26	(1.78)	1.01	(1.52)	0.73

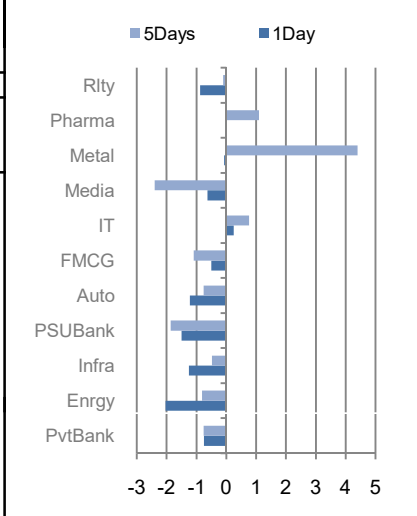
### Name Close Change % Chg

Major Index			
Nifty	8927.0	2.70	0.03
SENSEX	28929.1	27.19	0.09
Dow	20858.2	2.46	0.01
S&P	2364.9	1.89	0.08
FTSE	7315.0	(19.65)	(0.27)
DAX	11978.4	11.08	0.09
CAC	4196.0	(2.00)	(0.05)

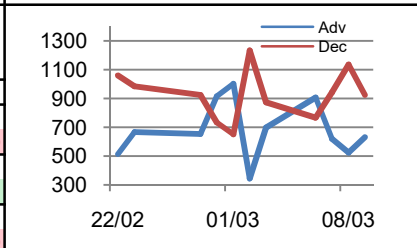
### Major Commodities & Currency

Gold	28446	(183.00)	(0.64)
Crudeoil	3271	(154.00)	(4.71)
Copper	382	(3.65)	(0.96)
USDINR	66.66	(0.14)	(0.21)
USDEUR	0.94	(0.01)	(1.06)
USDJPY	114.80	0.41	0.36

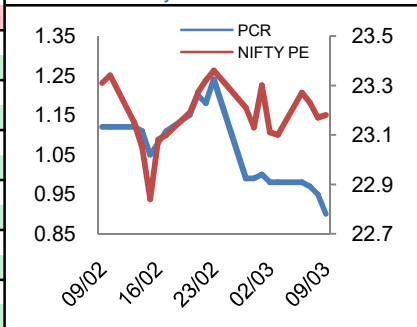
### Sectorial Changes



### NSE Advance Decline



### Nifty PE and PCR



### Participant wise Net OI (no. of '000 contracts)

