

Important Upcoming Events

Domestic Events	
10/03	Foreign Reserves 3/Mar
10/03	Industrial Production 10/Mar
10/03	Manufacturing Production-YoY
13/03	Inflation Rate YoY
14/03	WPI Inflation
15/03	Balance of Trade
17/03	Foreign reserves

Global Event & Data

06/03	Retail Sales-AUD(MoM)
06/03	RBA Interest Rate Decision-AUD
07/03	Ivey PMI-CAD
08/03	GDP-JPY(QoQ)
08/03	Trade Balance-CNY
09/03	CPI-CNY(YoY)
09/03	ECB Interest Rate Decision
10/03	Manufacturing Production-GBP
10/03	Unemployment Rate-USD
10/03	Employment Change-CAD
13/03	Industrial Production YoY-CNY
14/03	German ZEW Economic Sentiment
16/03	CPI-EUR(YoY)
16/03	BOE Interest rate Decision-GBP

Major Quarterly Results

06/03	BRFL
13/03	SUNCLAYLTD
15/03	SGFL
06/04	PRIMESECU
11/04	GOACARBON

Corporate Action

07/03	CASTROLIND	Special Div
09/03	HDFC	Interim Div
09/03	GAIL	Bonus 1:3
03/03	ZYDUSWELL	Interim Div
07/03	NATIONALUM	Interim Div
09/03	SOTL	Interim Div
09/03	HARITASEAT	Interim Div
09/03	IDFCBANK	Buyback
09/03	PHILIPCARB	Interim Div

Securities in Ban period for

09/03	JETAIRWAYS, JINDALSTEL
	JPASSOCIAT

FII & DII ACTION(In CR)

	FII	DII	Total
23/02	392	(445)	(53)
27/02	(145)	264	119
28/02	1146	268	1414
01/03	(198)	254	56
02/03	123	(83)	40
03/03	1529	(737)	792
06/03	564	(482)	82
07/03	920	(1074)	(153)
08/03	3573	(1735)	1838

Derivative total Action(in lakhs)

Nifty F	Option	Call	Put
8952			
% CHG	(0.25)		
TOI	266.1	449.8	161.5
CHG OI	17.86	1537	414.6
% CHG	6.71	(30)	25.2
Rolls	16.71	(1.9)	6.1
Remarks	Short		
	Built-up		

Quote of day

"The stock market is filled with individuals who know the price of everything, but the value of nothing." - Phillip Fisher



Resistance 8956 8989 Support 8891 8859

Nifty 50 is turning Bearish. It is creating an opportunity to generate new short position into index components.



Resistance 20823 Support 20461

NiftyBank is turning Bullish. It is creating an opportunity to generate new long position into index components.

Heatmap Day/last 5 Days

	ACC	ADANIP	AMBUJAC	ASIAN	AUROPHA
0.44	(1.02)	(1.65)	3.16	0.07	(1.60)
0.53	0.06	0.50	(0.07)		
1.34	2.44	0.13	1.80	0.31	(0.46)
0.11	1.30	0.56	1.80		
0.38	0.35	0.14	0.03	0.47	0.23
(0.41)					
(0.64)	(1.65)	(0.50)	4.12	(0.20)	0.90
(0.21)	1.40	0.04	(2.36)		
(0.39)	0.05	0.43	2.80	3.64	5.33
0.12	(0.50)	0.27	(0.68)		
1.06	0.14	(0.83)	1.01	-	7.00
1.38	1.04	(0.06)	(0.25)		
0.24	0.34	(0.05)	0.79	1.37	1.12
0.36	0.79	0.27	0.36	0.36	0.79
0.64	1.57	(1.32)	0.57	(0.36)	2.16
0.03	5.55	0.77	0.95		
0.49	1.01	0.70	1.97	(0.66)	1.73
2.22	(0.39)	(1.09)	(1.16)		
0.01	0.98	0.17	(0.66)	0.35	0.92
2.58	0.12	1.12			

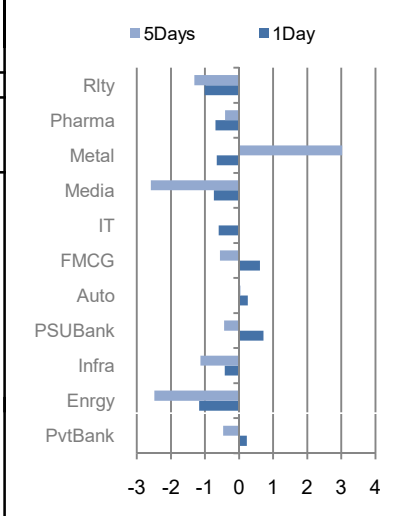
Name Close Change % Chg

Major Index			
Nifty	8924.3	(22.60)	(0.25)
SENSEX	28901.9	(97.62)	(0.34)
Dow	20855.7	(69.03)	(0.33)
S&P	2363.0	(5.41)	(0.23)
FTSE	7334.6	(4.38)	(0.06)
DAX	11967.3	1.17	0.01
CAC	4198.0	(17.00)	(0.40)

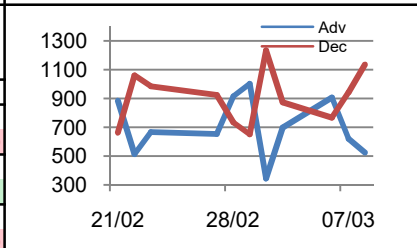
Major Commodities & Currency

Gold	28629	(122.00)	(0.43)
Crudeoil	3425	(133.00)	(3.88)
Copper	385	(1.45)	(0.38)
USDINR	66.80	0.18	0.27
USDEUR	0.95	0.00	0.00
USDJPY	114.39	0.37	0.32

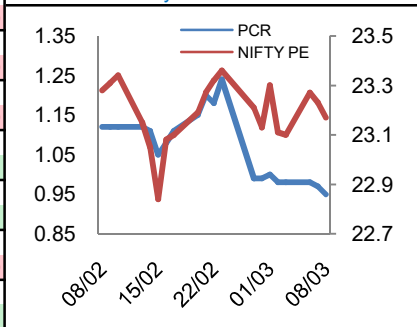
Sectorial Changes



NSE Advance Decline



Nifty PE and PCR



Participant wise Net OI (no. of '000 contracts)

