

### Important Upcoming Events

Domestic Events	
03/03	Nikkei Services PMI
03/03	Foreign Reserves 24/FEB
10/03	Foreign Reserves 3/Mar
03/03	Nikkei Services PMI
03/03	Foreign Reserves 24/FEB
10/03	Foreign Reserves 3/Mar
10/03	Industrial Production 10/Mar

### Global Event & Data

02/03	CPI (YoY) (Feb)
03/03	ISM Non-Manufacturing PMI (Feb)
03/03	Fed Chair Yellen Speaks
06/03	Retail Sales-AUD(MoM)
06/03	RBA Interest Rate Decision-AUD
03/03	Ivey PMI-CAD
08/03	GDP-JPY(QoQ)
08/03	Trade Balance-CNY
09/03	CPI-CNY(YoY)
09/03	ECB Interest Rate Decision
10/03	Manufacturing Production-GBP
10/03	Unemployment Rate-USD
10/03	Employment Change-CAD

### Major Quarterly Results

06/03	BRFL
13/03	SUNCLAYLTD
15/03	SGFL
06/04	PRIMESECU
11/04	GOACARBON

### Corporate Action

02/03	TECHNO	Buyback
02/03	IDFCBANK	Buyback
02/03	SYMPHONY	Interim Div
02/03	TECHNO	Buyback
03/03	EIDPARRY	Interim Div
03/03	NAUKRI	Interim Div
07/03	CASTROLIND	Special Div
09/03	NATIONALUM	Interim Div
09/03	IDFCBANK	Interim Div

### Securities in Ban period for

01/03	WOCKPHARMA JINDALSTEL
	JPASSOCIAT

### FII & DII ACTION(In CR)

	FII	DII	Total
16/02	(216)	846	630
17/02	8043	(5632)	2411
20/02	(433)	828	395
21/02	(1436)	1535	99
22/02	(259)	918	659
23/02	392	(445)	(53)
27/02	(145)	264	119
28/02	1146	268	1414
01/03	(198)	254	56

### Derivative total Action(in lakhs)

Nifty F	Option	Call	Put
8976			
% CHG	0.75	7,563	3,914
TOI	236.9	624.4	332.8
CHG OI	13.39	1505	443.3
% CHG	5.65	CHG PRI 141	(57.2)
Rolls	5.19	% CHG F 9.3	(12.9)
Remarks Long			
Built-up			

### Recommendations

**• No calls for today.**



Nifty 50 is in consolidation zone. Further weakness in index value and indicator value will lead to deeper correction in Index and vice versa.

### 16-NiftyBank - 01/03/17



NiftyBank is in consolidation zone. Further weakness in index value and indicator value will lead to deeper correction in Index and vice versa.

### Heatmap Day|last 5 Days

ACC	ADANIP	AMBUJAC	ASIAN	AUROPHA
(0.42)	(2.49)	1.72	0.48	(0.24)
(1.63)	2.22	0.38	(0.32)	(0.15)
AXIS	BAUTO	BOB	BARTIART	BHEL
(0.45)	(3.55)	(1.40)	(1.57)	0.55
(1.43)	2.66	1.15	6.32	5.28
BOSCHLTD	BPCL	CIPLA	COAL	DRRE
(0.29)	(2.17)	(5.32)	(6.19)	(0.26)
(0.94)	(2.44)	(1.96)	(0.25)	(1.83)
EICHMO	GAIL	GRASIM	HCLTECH	HDFC
(0.85)	(3.75)	0.31	(0.39)	(2.76)
(5.47)	0.02	0.71	(0.41)	(1.73)
HDFCB	HERO	HINDALCO	HUL	IDEA
(0.25)	(0.65)	(1.19)	(0.89)	1.99
2.39	(0.06)	0.20	(0.90)	(3.42)
IDEA	INDUS	INFRATEL	INFY	KOTAK
1.13	2.89	(0.51)	(1.05)	(1.35)
(5.49)	-	2.25	(0.91)	(0.47)
KOTAK	LT	LUPIN	M&M	NTPC
0.20	0.79	0.23	(0.52)	0.68
1.47	1.41	0.07	(0.49)	(2.58)
NTPC	ONGC	PGRID	RIL	SUNPHA
(1.48)	(2.25)	(0.59)	(1.05)	(0.31)
(4.69)	(0.07)	2.53	0.35	(1.14)
SUNPHA	TATAMO	TATAPOWER	TATASTEL	TCS
0.67	1.29	(0.23)	(0.72)	(0.12)
(1.84)	0.44	(0.28)	(0.95)	2.27
TECHM	ULTRAC	WIPRO	YES	ZEEL
(0.08)	(1.68)	1.00	(0.09)	(0.19)
3.01	2.17	0.40	1.12	(1.30)

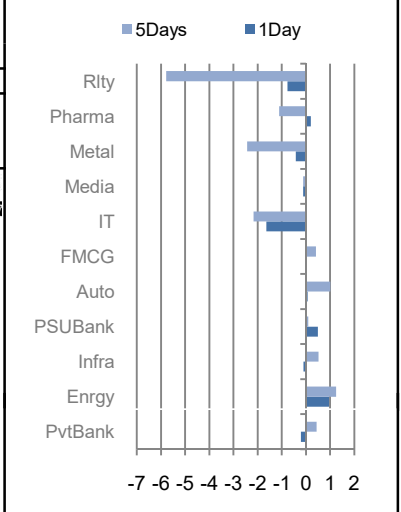
### Name Close Change % Chg

Major Index			
Nifty	8945.8	66.20	0.74
SENSEX	28984.5	241.17	0.83
Dow	11834.4	11.74	0.10
S&P	20812.2	(25.20)	(0.12)
FTSE	7263.4	10.44	0.14
DAX	2363.6	(6.11)	(0.26)
CAC	4246.0	(4.00)	(0.09)

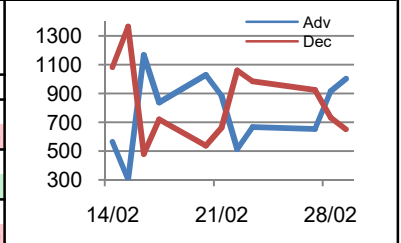
### Major Commodities & Currency

Gold	113	0.68	0.60
Crudeoil	67	0.06	0.09
Copper	1	0.00	0.00
USDINR	29710.00	144.00	0.48
USDEUR	3623.00	57.00	1.57
USDJPY	395.30	(2.55)	(0.65)

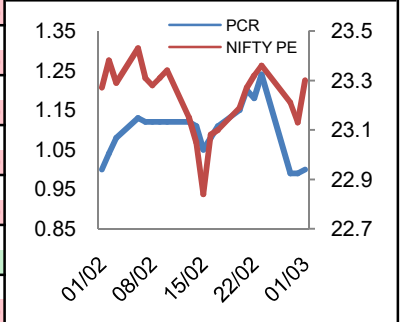
### Sectorial Changes



### NSE Advance Decline



### Nifty PE and PCR



### Participant wise Net OI (no. of '000 contracts)

